


The Ultimate Sound Experience™



Professional Cinema Loudspeaker Systems



The best performers

Once movie-goers experience the unbridled dynamics and intense realism of a Klipsch Cinema and Stage System, they will have a new favorite theater for life. Audiences have never heard dialogue so precise or soundtracks so stunningly detailed and immersive. Only Klipsch delivers such an impressive line of speakers for discriminating theater operators.



are behind the screen.

American-made for over 60 years, Klipsch cinema speakers offer years of reliable and trouble-free performance. From the grandest auditoriums to the coziest cinemas, our technical experts will ensure that your customers have the richest auditory experience possible.

Discover the passion of Klipsch.



Behind-the-Screen Systems

KPT-MCM-4-T Grand

The first and only fully horn-loaded, THX®-Approved four-way cinema system, the KPT-MCM-4-T Grand affords the ultimate in audio performance for larger exhibition spaces and, in particular, those grand auditoriums fitted with digital sound reproduction equipment. The low-frequency punch is provided by a KPT-MWM dual, 15-inch, high efficiency, horn-loaded woofer enclosure, aided by a separate, single, 12-inch, Tractrix® Horn-loaded mid-bass device, the KPT-XII. High frequencies are effortlessly reproduced by the KPT-402-MF Tractrix Horn and Klipsch K-1133 two-inch exit titanium compression driver. The high output, extended high-frequency horn module, the KPT-Grand-HF-T, provides extra sizzle in more majestic-sized theaters. The MCM Grand is ultra-efficient and, in correct multi-channel configuration, can yield absolutely even sound coverage to every seat in the house.

KPT-745-Q

Following the success of the KPT-MCM-4-T Grand fully horn-loaded, four-way cinema system, Klipsch designed the new, four-way KPT-745-Q to deliver similar movie chills and thrills but from a much shallower cabinet. Less than 24 inches in depth, the KPT-745-Q system is perfect for larger theater venues with limited space behind the screen. The low-frequency punch is provided by the high efficiency KPT-415-LF quad 15-inch bass unit, aided by a separate, single 12-inch, Tractrix Horn-loaded mid-bass device, the KPT-XII-MB. The KPT-402-MF Tractrix Horn and K-1133 two-inch exit titanium compression driver effortlessly reproduce the system's mid frequencies. For the added kick that's required by grandiose locations, the KPT-Grand-HF-T extended high-frequency horn module easily handles the system's smooth treble reproduction. This powerful system is also available with a mid/high passive crossover for a tri-amp configuration and referred to as the KPT-745-N.

KPT-445-N

Klipsch designed the new, four-way KPT-445 N to deliver the digital soundtracks found on today's latest films for the small to medium sized auditoriums. This system is designed to be used in a tri-amp configuration. It utilizes the KPT-904 LF double 15" low-frequency system, working in conjunction with the KPT-402 MF. The high frequency section utilizes the proven KPT-904 HF section while the Ultra High Frequency section counts on the K-703 horn and a 1.75" titanium diaphragm to deliver the sizzle to every seat in the house. The combination of High Frequency Tractrix horn and the Ultra High Frequency Tractrix horn is labeled the KPT-445 UHF/HF N.

KPT-Jubilee® 535

With auditorium space at a premium, the Jubilee low-frequency device, with its 24-inch depth, is the ultimate space-saving solution. Developed by audio pioneer Paul W. Klipsch in 2001, this dual 12-inch loudspeaker system couples the horn-loaded woofers with the KPT-402-MF mid-bass Tractrix Horn coupled to the Klipsch K-1133 two-inch exit titanium compression driver. The high frequencies are easily handled by the KPT-Grand-HF-T Tractrix Horn.

KPT-535-4-T

This THX-Certified system is an enhanced version of the KPT-535-T, with a KPT-415-LF quad 15-inch direct-radiating bass unit for greater output in large auditoriums. Yet it retains the smaller system's 24-inch depth, minimizing the valuable theater space consumed by the area behind the screen. The dialogue range is superbly handled by a KPT-402-MF Tractrix Horn fronting a K-1133 two-inch exit titanium compression driver. And, a KPT-Grand-HF-T Tractrix Horn ensures smooth, effortless treble reproduction. This system is also available with a mid/high passive crossover for a bi-amp configuration and is known as the KPT-535-4-N.

KPT-535-T

THX-Approved, the KPT-535-T, with its 24-inch depth, allows for more real estate where it matters—in the auditorium. Embracing the concept of a three-way, direct radiated bass system in a behind-the-screen application, the KPT-535-T utilizes the KPT-904-LF double, 15-inch low-frequency system. Reproducing the critical dialogue range is the KPT-402-MF mid-bass Tractrix Horn coupled to the Klipsch K-1133 two-inch exit titanium compression driver. The high frequencies are easily handled by the KPT-Grand-HF-T Tractrix Horn. This system is also available with a mid/high passive crossover for a bi-amp configuration and is known as the KPT-535-N.

KPT-435-N

As the first complete three-way passive behind-the-screen system on the market, the KPT-435-N affords the ultimate in audio performance for small-and medium-sized venues. Less than 20 inches in depth, it is also one of the most space saving speakers in its performance category. Based on the proven KPT-904-LF dual 15-inch bass unit, the KPT-435-N delivers powerful bass from a shallow cabinet that is just 17.75 inches deep. In order to reproduce the critical dialogue range, this system also features the new KPT-335 HF/MF-N, which consists of a K-510 Tractrix Horn, two-inch throated compression driver and the K-703 horn with a 1.75-inch titanium diaphragm. It is perfect for exhibitors who want to utilize a fully passive or bi-amplified three-way system in their auditoriums.

KPT-335-N

Unlike many three-way behind-the-screen systems, the KPT-335-N is 12.25 inches in depth, making it one of the most compact performers in its class. Engineered to save space and deliver superior sound to smaller-sized venues, the KPT-335-N serves as a high-output single 15-inch three-way system. It features the KPT-315-LF for enhanced bass output and the same KPT-335 HF/MF-N configuration as the larger KPT-435-N for improved speech intelligibility. This system also utilizes a fully passive or bi-amplified, three-way network.

KPT-942-4-T

The THX-Certified KPT-942-4-T two-way screen and stage loudspeaker system is based on the KPT-415-LF quad 15-inch bass unit, providing enhanced bass output while retaining the 24-inch depth of smaller systems. Higher frequencies are handled by a KPT-402-HF Tractrix Horn with a K-1132 two-inch exit titanium compression driver. The KPT-942-4-T's high efficiency, very high output and excellent coverage characteristics make it an outstanding, cost-effective solution for medium and large auditoriums.

KPT-942-T


The KPT-942-T is a THX-Certified high-performance two-way screen and stage loudspeaker system well suited for medium-sized auditoriums. Based on the proven KPT-904-LF dual 15-inch bass unit, it delivers powerful bass from a cabinet just 24 inches deep. For high output combined with excellent coverage, the system uses a KPT-402-HF Tractrix Horn with a K-1132 two-inch exit titanium compression driver to reproduce mid and high frequencies.

KPT-904

A mid-sized screen and stage loudspeaker system, the KPT-904 is especially suited for stadium seating. An advanced technology Tractrix Horn, the KPT-904-HF, is mated to a 2-inch exit titanium compression driver and, together with the KPT-904-LF dual, 15-inch, low-frequency cabinet, delivers sensational performance and accurate coverage control, all at a remarkable price. This system is also available with a passive network and is known as the KPT-904-N.

KPT-325

Engineered to save space, the KPT-325 is only 12 inches in depth. The system features the KPT-315-LF single, 15-inch woofer enclosure coupled with the KPT-904-HF Tractrix Horn. Amazingly, this compact combination delivers the same frequency response as the KPT-904 system. This system is also available with a passive network and is known as the KPT-325-N.



Surrounds

KPT-250

A 12-inch, three-way cinema surround loudspeaker system, the KPT-250 offers high power handling, extreme efficiency and extended bass response. Its 90° by 60° coverage pattern makes this the ultimate side surround speaker for larger auditoriums as well as for the surround EX channel. The system features Tractrix Horn technology, a 15° down-firing angle, a .75-inch void-free plywood enclosure pre-drilled for industry standard mounting brackets and a high-frequency protection circuit.

KPT-1201

The KPT-1201 is a THX-Certified cinema surround speaker system that delivers extended bass response, controlled coverage and standard SMPTE/ISO 2696 X-curve de-emphasis from an enclosure designed not to appear bulky. Its 12-inch woofer and 1.75-inch titanium high-frequency compression driver coupled to a 100° x 100° Tractrix Horn accurately reproduce the enormous dynamic range demanded by digital sound formats. A protection circuit guards the tweeter from potentially damaging signal levels. The enclosure angles the drivers downward at a 15° angle and is pre-drilled for industry-standard mounting brackets.

KPT-8001

THX-Certified, this two-way cinema surround loudspeaker system offers high efficiency, controlled coverage and standard SMPTE/ISO 2696 X-curve de-emphasis. It features a single high-output, eight-inch woofer and a high-frequency compression driver coupled to a 100° x 100° Tractrix Horn. The shallow enclosure angles the drivers downward at a 15° angle and is pre-drilled for industry-standard mounting brackets. The system also incorporates a high-frequency protection circuit to safeguard the tweeter.

CA-800-T

The CA-800-T compact full-range system works well in professional cinema surround applications where flexible mounting and extended range are required. It includes a high-power eight-inch extended low-frequency driver and a titanium diaphragm compression driver mated to a 90° x 90° Tractrix Horn. This dual port bass-reflex loudspeaker can also handle 100 watts of continuous power for an AES sensitivity of 96dB. The CA-800-T ships complete with a mounting bracket.



THX



THX



Subwoofers

KPT-884

Capable of delivering an earth-shaking low frequency of 18Hz, the KPT-884 is a high-output, bass-reflex cinema subwoofer that features an advanced low-frequency four-inch voice coil driver design. Less than 23 inches in depth, this system utilizes a single 18-inch driver that gains its high efficiency through the use of large, geometrically optimized structures and lightweight cones.



KPT-684

THX-Approved, the KPT-684 is a high quality subwoofer system that features an advanced low-frequency driver design inside a bass-reflex enclosure for smooth response to the lowest audible frequencies. The system utilizes two 18-inch drivers that gain their amazing 105dB sensitivity through the use of large, geometrically optimized magnet structures and lightweight cones.



KPT-418

Less than 11 inches in depth, the KPT-418 cinema subwoofer is even more compact than the KPT-884. This high-output, bass-reflex subwoofer system delivers true low-frequency performance along with high power handling capability and high efficiency. It can be used as the main subwoofer system in a small auditorium or as the subwoofer for surrounds in small-to medium-sized auditoriums.



SPECIFICATIONS

BEHIND-THE-SCREEN SYSTEMS



	KPT-MCM-4-T Grand	KPT-745-Q	KPT-445-N	KPT-Jubilee® 535
Frequency Response*	40Hz-19kHz ± 3dB, -10dB @ 35Hz	43Hz-19kHz ± 3dB, -10dB @ 26Hz	45Hz-19kHz ± 3dB, -10dB @ 32Hz	45Hz-19kHz ± 3dB, -10dB @ 34Hz
Crossover Point	300Hz, 800Hz, 8kHz	300Hz, 800Hz, 8kHz	500Hz, 3kHz	500Hz, 5kHz
Delay	LF - 0ms MB - 5.35ms MF - 5.38ms HF - 6.38ms	LF - 0.25ms MB - 0.25ms MF - 0ms HF - 0.75ms	LF - .19ms MF - 0ms HF - .67ms	LF - 0ms MF - 2.27ms HF - 2.81ms
Crossover Slope	24dB/Octave	24dB/Octave	24dB/Octave	24dB/Octave
Sensitivity	108dB	107dB	104dB	105dB
Coverage	Horizontal 80° ± 20° 200Hz-16kHz Vertical 50° ± 30° 350Hz-16kHz	Horizontal 80° ± 20° 200Hz-16kHz Vertical 50° ± 30° 350Hz-16kHz	Horizontal 90° ± 20° 250Hz-16kHz Vertical 60° ± 20° 450Hz-16kHz	Horizontal 90° ± 20° 200Hz-18kHz Vertical 60° ± 20° 600Hz-19kHz
System Components	LF Device - KPT-MWM-LF MB Device - KPT-XII-MB MF Device - KPT-402-MF HF Device - KPT-GRAND-HF-T	LF Device - KPT-415-LF MB Device - KPT-XII-MB MF Device - KPT-402-MF HF Device - KPT-GRAND-HF-T	LF Device - KPT-904-LF MF Device - KPT-402-MF HF Device - KPT-445-UHF/HF-N	LF Device - KPT-KHJ-LF MF Device - KPT-402-MF HF Device - KPT-GRAND-HF-T
Height	98" (248.92cm)	114.5" (290.83cm)	90.5" (229.8cm)	77.75" (197.5cm)
Width	67.25" (170.8cm)	41.5" (105.41cm)	39.75" (100.9cm)	41.5" (105.4cm)
Depth	45" (114.3cm)	23.75" (60.33cm)	23.75" (60.3cm)	24.25" (61.6cm)
Weight	531 lbs. (241.6kg)	413 lbs. (187.9kg)	233 lbs. (105.9kg)	265 lbs. (120.6kg)

*Frequency response behind a screen with horn equalization app lied

	KPT-325	KPT-335-N	KPT-435-N
Frequency Response*	50Hz-19kHz ± 3dB, -10dB @ 42Hz	50Hz-20kHz ± 3dB, -10dB @ 42Hz	45Hz-20kHz ± 3dB, -10dB @ 32Hz
Crossover Point	800Hz	1000Hz	1000Hz
Delay	LF - 0ms HF - 0.1ms	HF - 0ms MF - 0ms LF - .6ms	HF - 0ms MF - 0ms LF - 0.5ms
Crossover Slope	24dB/Octave	24dB/Octave	24dB/Octave
Sensitivity	102dB	102dB	104dB
Coverage	Horizontal 80° ± 20° 400Hz-18kHz Vertical 60° ± 20° 2kHz-19kHz	Horizontal 90° ± 20° 1kHz-16kHz Vertical 60° ± 20° 2kHz-19kHz	Horizontal 90° ± 20° 250Hz-16kHz Vertical 60° ± 20° 2kHz-19kHz
System Components	LF Device - KPT-315-LF HF Device - KPT-904-HF	LF Device - KPT-315-LF HF/MF Device - KPT-335-HF/MF	LF Device - KPT-904-LF HF/MF Device - KPT-335-HF/MF
Height	50.5" (128.27cm)	57.75" (146.69cm)	62.75" (159.39cm)
Width	27.25" (69.2cm)	27.25" (69.2cm)	27.25" (69.22cm)
Depth	12.25" (31.1cm)	12.25" (31.1cm)	17.75" (45.1cm)
Weight	111 lbs. (50.5kg)	122 lbs. (55.5kg)	167 lbs. (76kg)

1. 3M, Half-space anechoic

2. AES Standard, continuous pink noise 40Hz-10kHz, 6dB peaks

3. Calculated at 1M half-space at power handling power input

4. SPL at 1M, half-space anechoic with 2.83V input

THX**THX****THX****THX****KPT-535-4-T**

43Hz-19kHz ± 3dB, -10dB @ 26Hz
 500Hz, 5kHz
 LF - 0ms
 MF - .29ms
 HF - .83ms

KPT-535-T

45Hz-19kHz ± 3dB, -10dB @ 32Hz
 500Hz, 5kHz
 LF - 0ms
 MF - .12ms
 HF - .66ms

KPT-942-4-T

43Hz-18kHz ± 3dB, -10dB @ 26Hz
 500Hz
 LF - 0.1ms
 HF - 0ms

KPT-942-T

45Hz-18kHz ± 3dB, -10dB @ 32Hz
 500Hz
 LF - 0.27ms
 HF - 0ms

KPT-904

45Hz-19kHz ± 3dB, -10dB @ 32Hz
 800Hz
 LF - 0ms
 HF - 0.1ms

24dB/Octave

24dB/Octave

24dB/Octave

24dB/Octave

24dB/Octave

107dB

104dB

107dB

104dB

104dB

Horizontal 90° ± 30° 200Hz-16kHz

Horizontal 90° ± 20° 250Hz-16kHz

Horizontal 90° ± 30° 200Hz-14kHz

Horizontal 90° ± 20° 250Hz-14kHz

Horizontal 90° ± 20° 250Hz-14kHz

Vertical 60° ± 30° 300Hz-16kHz

Vertical 60° ± 20° 450Hz-16kHz

Vertical 60° ± 30° 300Hz-18kHz

Vertical 60° ± 20° 450Hz-18kHz

Vertical 60° ± 20° 2kHz-19kHz

LF Device - KPT-415-LF

LF Device - KPT-904-LF

LF Device - KPT-415-LF

LF Device - KPT-904-LF

LF Device - KPT-904-LF

MF Device - KPT-402-MF

MF Device - KPT-402-MF

HF Device - KPT-402-HF

HF Device - KPT-402-HF

HF Device - KPT-904-HF

HF Device - KPT-GRAND-HF-T

HF Device - KPT-GRAND-HF-T

86" (218.44cm)

80.5" (204.47cm)

76" (193.04cm)

70.5" (179.07cm)

55.5" (40.97cm)

39.75" (100.97cm)

39.75" (100.97cm)

39.75" (100.97cm)

39.75" (100.97cm)

27.25" (69.22cm)

23.75" (60.33cm)

23.75" (60.33cm)

23.75" (60.33cm)

23.75" (60.33cm)

17.75" (45.1cm)

285 lbs. (129.7kg)

220 lbs. (100.1kg)

260 lbs. (118kg)

195 lbs. (88.5kg)

156 lbs. (71kg)

SURROUNDS**THX****THX****KPT-250**

Frequency Response¹
 70Hz-19kHz ± 3dB
 52Hz-20kHz -10dB

Power Handling²
 250 watts (38V) 40Hz-10kHz

Calc. Max. Cont. Output³
 123dB

Sensitivity⁴
 101dB

Coverage
 Horizontal 100° ± 40° 400Hz-20kHz
 Vertical 50° ± 30° 3kHz-20kHz

DI
 7dB ± 3dB 1.6kHz-20kHz

Q
 5

Nominal Impedance
 8 ohms (3 min. @ 8kHz)

Transducers
 One K-42-EPK 12" woofer
 One K-66-E 2" titanium diaphragm
 compression driver
 One K-792-KP 1" diaphragm compression driver

Input Connectors
 Barrier strip

Height
 25" (63.5cm)

Width
 16" (40.6cm)

Depth
 15.5" (39.37cm)

Weight
 60 lbs. (27kg)

KPT-1201

Frequency Response¹
 72Hz-17kHz ± 3dB
 46Hz-20kHz -10dB

Power Handling²
 200 watts (31V) 40Hz-10kHz

Calc. Max. Cont. Output³
 120dB

Sensitivity⁴
 99dB

Coverage
 Horizontal 100° +30°/-45° 600Hz-18kHz
 Vertical 100° +30°/-55° 700Hz-18kHz

DI
 7dB ± 2dB 400Hz-18kHz

Q
 5

Nominal Impedance
 8 ohms (4.76 min. @ 155Hz)

Transducers
 One K-28-EP 12" woofer
 One K-70-G 1.75" titanium diaphragm
 compression driver on a K-801 horn

Input Connectors
 Five-way binding posts

Height
 22.625" (57.468cm)

Width
 17.25" (43.82cm)

Depth
 13.25" (33.66cm) Top
 5" (13cm) Bottom

Weight
 42 lbs. (19kg)

KPT-8001

Frequency Response¹
 72Hz-17kHz ± 3dB
 50Hz-20kHz -10dB

Power Handling²
 100 watts (21V) 40Hz-10kHz

Calc. Max. Cont. Output³
 114dB

Sensitivity⁴
 97dB

Coverage
 Horizontal 100° ± 35° 600Hz-16kHz
 Vertical 100° + 40°/-70° 900Hz-20kHz

DI
 7dB ± 2dB 500Hz-20kHz

Q
 5

Nominal Impedance
 8 ohms (4.47 min. @ 205Hz)

Transducers
 One K-8-EP 8" woofer
 One K-103-TI-KP 1" titanium diaphragm
 compression driver on a K-802 horn

Input Connectors
 Five-way binding posts

Height
 18.75" (47.63cm)

Width
 15.625" (39.69cm)

Depth
 10" (25cm) Top
 4.8" (12cm) Bottom

Weight
 27 lbs. (12kg)

CA-800-T

Frequency Response¹
 64Hz-17.5kHz ± 4dB
 47Hz-20kHz -10dB

Power Handling²
 100 watts (21V) 40Hz-10kHz

Calc. Max. Cont. Output³
 113dB

Sensitivity⁴
 96dB

Coverage
 Horizontal 80° ± 40° 1.2kHz-20kHz
 Vertical 90° ± 30° 1kHz-20kHz

DI
 7dB ± 2.5dB 700Hz-20kHz

Q
 5

Nominal Impedance
 8 ohms (4.5 min. @ 167Hz)

Transducers
 One K-1183-A 8" woofer
 One K-150-A 1" compression driver/
 horn assembly

Input Connectors
 Barrier strip

Height
 11.125" (28.3cm)

Width
 16.375" (41.6cm)

Depth
 12.375" (31.4cm)

Weight
 18 lbs. (8kg)

SUBWOOFERS



	KPT-884	KPT-684	KPT-418
Frequency Response ¹	27Hz-240Hz ± 3dB 18Hz-1.2kHz -10dB	36Hz-800Hz ± 3dB 25Hz-2.2kHz -10dB	38Hz-150Hz ± 3dB 26Hz-2.2kHz -10dB
Power Handling ²	1200 watts (92V) 20-200Hz	600 watts (65V) per woofer 25-250Hz	600 watts (47V) 25Hz-250Hz
Calc. Max. Cont. Output ³	128dB	132dB	125dB
Sensitivity ⁴	98dB	105dB	101dB
Coverage	n/a	n/a	n/a
DI	n/a	n/a	n/a
Q	n/a	n/a	n/a
Nominal Impedance	8 ohms (7.2 min. @ 23Hz)	8 ohms (3.6 min. @ 22Hz) woofers wired in parallel	8 ohms (3.6 min. @ 24 Hz)
Transducers	One K-472 18" woofer	Two K-47-EP2 18" woofers	One K-49-EP2 18" woofer
Input Connectors	Barrier strip	Barrier strip	Barrier strip
Height	49.75" (126.37cm)	48.75" (123.83cm)	43.75" (111.13cm)
Width	35.75" (90.8cm)	23.5" (59.7cm)	40.75" (103.5cm)
Depth	22.5" (57.15cm)	30.5" (77.47cm)	11.125" (28.3cm)
Weight	140 lbs. (64kg)	155 lbs. (70kg)	119 lbs. (54kg)

LOW-FREQUENCY DEVICES

	KPT-MWM-LF
Frequency Response ¹	40Hz-450Hz ± 4dB 35Hz-500Hz -10dB
Power Handling ²	400 watts (49V) per woofer 40Hz-400Hz
Calc. Max. Cont. Output ³	133dB
Sensitivity ⁴	108dB
Coverage	Horizontal 80° ± 20° 200Hz-700Hz Vertical 50° ± 30° 350Hz-1kHz
DI	9dB ± 1dB 200Hz-700Hz
Q	7.9
Nominal Impedance	4 ohms (3 min. @ 140Hz) woofers wired in parallel
Transducers	Two K-43-EP 15" woofers
Input Connectors	Barrier strip
Height	32.25" (81.9cm)
Width	67.25" (170.8cm)
Depth	45" (114cm)
Weight	318 lbs. (144kg)

MID-FREQUENCY DEVICES

	KPT-XII-MB	KPT-445-MF	KPT-402-MF
Frequency Response ¹	170Hz-1kHz ± 3dB 120Hz-1.7kHz -10dB	625Hz-19kHz ± 3dB	350Hz-10kHz ± 3dB
Power Handling ²	250 watts (42V) 150Hz-1.5kHz	50 watts (20V) 800Hz-8kHz	50 watts (20V) 400Hz-4kHz
Calc. Max. Cont. Output ³	128dB	125dB	128dB
Sensitivity ⁴	105dB	108dB	111dB
Coverage	Horizontal 90° ± 10° 200Hz-2kHz Vertical 70° ± 10° 500Hz-1.6kHz	Horizontal 90° ± 20° 1K-16kHz Vertical 60° ± 20° 2kHz-19kHz	Horizontal 90° ± 10° 220Hz-14kHz Vertical 60° ± 15° 600Hz-18kHz
DI	8dB ± 2dB 250Hz-1.6kHz	8dB ± 2dB 1kHz-20kHz	8dB ± 2dB 200Hz-14kHz
Q	6.3	6.3	6.3
Nominal Impedance	8 ohms (7 min. @ 180Hz)	8 ohms (7.6 min. @ 4.4kHz)	8 ohms (7.5 min. @ 550Hz)
Transducers	One K-42-EP 12" woofer on a K-150 horn	One K-69-A 2.75" titanium diaphragm compression driver on a K-510 horn	One K-1133 3" titanium diaphragm compression driver on a K-402 horn
Input Connectors	Barrier strip	Spring terminals on driver	Spring terminals on driver
Height	28.5" (72.39cm)	39.5" (100.33cm)	27.25" (69.22cm)
Width	41.5" (105.41cm)	39.75" (100.97cm)	39.75" (100.97cm)
Depth	23.25" (59.06cm)	7.75" (19.69cm)	23.75" (60.33cm)
Weight	128 lbs. (58kg)	38 lbs. (17.2kg)	60 lbs. (27.2kg)

	KPT-335-MF
Frequency Response ¹	625Hz-19kHz ± 3dB
Power Handling ²	50 watts (20V) 800Hz-8kHz
Calc. Max. Cont. Output ³	125dB
Sensitivity ⁴	108dB
Coverage	Horizontal 90° ± 20° 1kHz-16kHz Vertical 60° ± 20° 2kHz-19kHz
DI	8dB ± 2dB 1kHz-20kHz
Q	6.3
Nominal Impedance	8 ohms (7.6 min @ 4.4kHz)
Transducers	One K-69-A 2.75" titanium diaphragm compression driver on a K-510 horn
Input Connectors	Spring terminals on driver
Height	19.5" (50cm) w/904 bracket and KPT-335-HF
Width	27" (69cm)
Depth	9.75" (24.77cm)
Weight	32 lbs. (15kg)

1. 3M, Half-space anechoic

2. AES Standard, continuous pink noise 40Hz-10kHz, 6dB peaks

3. Calculated at 1M half-space at power handling power input

4. SPL at 1M, half-space anechoic with 2.83V input


KPT-KHJ-LF	KPT-904-LF	KPT-315-LF	KPT-415-LF
45Hz-800Hz ± 4dB 34Hz-1kHz -10dB	45Hz-1.5kHz ± 3dB 32Hz-2kHz -10dB	50Hz-1.3kHz ± 3dB 42Hz-2.5kHz -10dB	43Hz-750Hz ± 3dB 26Hz-900Hz -10dB
200 watts (40.5V) per woofer 40Hz-800Hz 128dB 105dB	400 watts (58V) per woofer 40Hz-800Hz 130dB 104dB	400 watts (40V) 40Hz-800Hz 125dB 102dB	800 watts (58V) per woofer pair 40Hz-800Hz 133dB 107dB
Horizontal 90° ± 20° 200Hz-1kHz Vertical 90° ± 20° 200Hz-600Hz 8dB ± 2dB 200Hz-800Hz 6.3	Horizontal 90° ± 20° 250Hz-1.5kHz Vertical 60° ± 20° 450Hz-1.5kHz 7dB ± 2dB 200Hz-1kHz 5	Horizontal 110° ± 30° 350Hz-1.7kHz Vertical 120° ± 30° 300Hz-1kHz 6dB ± 1dB 150Hz-1kHz 4	Horizontal 90° ± 30° 200Hz-1kHz Vertical 60° ± 30° 300Hz-3kHz 8dB ± 2dB 200Hz-600Hz 6.3
8 ohms (4.1 min. @ 120Hz) woofers wired in parallel	8 ohms (4.2 min. @ 150Hz) woofers wired in parallel	8 ohms (4 min. @ 180Hz)	8 ohms (4 min. @ 150Hz) per woofer pair Top and bottom woofer in parallel and middle pair in parallel
Two K-1080-KP 12" woofers	Two K-45-EP 15" woofers	One K-48-EP 15" woofer	Four K-45-EP 15" woofers
Barrier strip	Barrier strip	Barrier strip	Barrier Strip
40.0" (101.6cm)	43.25" (109.85cm)	38.25" (97.16cm)	48.75" (123.83cm)
41.5" (105cm)	27.25" (69.22cm)	27.25" (69.2cm)	35.75" (90.8cm)
24.5" (62.23cm)	17.75" (45.1cm)	12.25" (31.1cm)	22.5" (57.15cm)
180 lbs. (82kg)	135 lbs. (61kg)	90 lbs. (41kg)	200 lbs. (91kg)

HIGH-FREQUENCY DEVICES

	KPT-GRAND-HF-T	KPT-904-HF	KPT-445-HF
Frequency Response ¹	500Hz-19kHz ± 3dB	500Hz-19kHz ± 3dB	650Hz-20kHz ± 3dB
Power Handling ²	50 watts (20V) 800Hz-8kHz	50 watts (20V) 800Hz-8kHz	55 watts (19V) 1.2kHz-12kHz
Calc. Max. Cont. Output ³	125dB	125dB	121dB
Sensitivity ⁴	108dB	108dB	105dB
Coverage	Horizontal 90° ± 20° 1kHz-16kHz Vertical 50° ± 20° 2.5kHz-16kHz	Horizontal 80° ± 20° 800Hz-18kHz Vertical 60° ± 20° 2kHz-19kHz	Horizontal 90° ± 20° 2K-18kHz Vertical 60° ± 20° 2.5kHz-20kHz
DI	8dB ± 2dB 800Hz-12kHz	8dB ± 2dB 700Hz-10kHz	8dB ± 2dB 1kHz-20kHz
Q	6.3	6.3	6.3
Nominal Impedance	8 ohms (7.8 min. @ 2.5kHz)	8 ohms (7.8 min. @ 2.5kHz)	8 ohms (7.4 min. @ 1kHz)
Transducers	One K-69-A 2.75" titanium diaphragm compression driver on a K-510 horn	One KDE-75-8P 3" titanium diaphragm compression driver on a K-510 horn	One K-70-G 1.75" titanium diaphragm compression driver on a K-703 horn
Input Connectors	Spring terminals on driver	Spring terminals on driver	Spring terminals on driver
Height	10" (25.4cm)	12.25" (31.12cm)	39.5" (100.33cm)
Width	39.5" (100.33cm)	15.25" (38.74cm)	39.75" (100.97cm)
Depth	7.75" (19.69cm)	10.25" (26.04cm)	7.75" (19.69cm)
Weight	25 lbs. (11.38kg)	21 lbs. (10kg)	38 lbs. (17.2kg)

	KPT-402-HF	KPT-335-HF
Frequency Response ¹	450Hz-18kHz ± 3dB	650Hz-20kHz ± 3dB
Power Handling ²	50 watts (20V) 500Hz-5kHz	55 watts (19V) 1.2kHz-12kHz
Calc. Max. Cont. Output ³	128dB	121dB
Sensitivity ⁴	111dB	105dB
Coverage	Horizontal 90° ± 20° 220Hz-14kHz Vertical 60° ± 15° 600Hz-18kHz	Horizontal 90° ± 20° 2kHz-18kHz Vertical 60° ± 20° 2.5kHz-20kHz
DI	8dB ± 2dB 200Hz-14kHz	8dB ± 2dB 1kHz-20kHz
Q	6.3	6.3
Nominal Impedance	8 ohms (8 min. @ 550Hz)	8 ohms (7.4 min @ 1kHz)
Transducers	One K-1132 3" titanium diaphragm compression driver on a K-402 horn	One K-70-G 1.75" titanium diaphragm compression driver on a K-703 horn
Input Connectors	Spring terminals on driver	Spring terminals on driver
Height	27.25" (69.22cm)	19.5" (50cm) w/904 bracket and KPT-335-MF
Width	39.75" (100.97cm)	27.25" (69.22cm)
Depth	23.75" (60.33cm)	10.25" (26.04cm)
Weight	60 lbs. (27.2kg)	32 lbs. (15kg)

¹Frequency response behind a screen with horn equalization applied.

A Klipsch speaker with a large, white, flared horn is shown in a studio setting. The speaker is mounted on a black stand. The horn is the central focus, with a driver visible on the left side. The background is a plain, light-colored wall.

High efficiency, low distortion, controlled directivity, flat frequency response.
It's all here.



Klipsch Audio Technologies 3502 Woodview Trace Indianapolis, IN 46268 klipsch.com